

This Week in Sunday School - The Easter Story

Happy Sunday, Friends!



I'm feeling extra celebratory because Spring Break is here!

But that's not the only reason there's an extra spring in my step! (see what I did there)? It's also Palm Sunday, and that has always been a happy day at church.

Palm Sunday is a really happy joy-filled day at church. There are palm parades and lots of joyful Hosannas in the sanctuary. Palm Sunday is a day where making lots of noise at church is encouraged! It's great! But that is just the start of the Easter story. Our super sized lesson this week is going to walk you through some of the events of Holy Week: Palm Sunday, Jesus on the Cross, and Jesus is Risen. There are the very happy days (Palm Sunday, Easter) and the very sad days (Good Friday with Jesus on the Cross). But learning the whole story is so important - this is the most important lesson you will learn in Sunday School.

Don't forget to come by church after the service today and grab your Palm.

Attached are some activity pages. Enjoy! .

We have reached our final Lent challenge my friends! You did it! This week I am challenging you to make Resurrection Eggs. No, I'm not challenging you to cook again (I'm still waiting for those pretzels). Attached are instructions for how to make them and what to do each day with them. I hope you enjoy our final lent project. I'd love to know which one was your favorite.

[Please join us next week on Saturday 4/3/21 at 11am](#) for our First FPCH Easter Egg Hunt! We will be dividing up the playground and church grounds by age for kids 10 and under to be able to have some fun and hunt for eggs. Our Easter Egg Hunt will be BYOB(asket) and BYOM(ask). Hope to see you there!



Finally Friends, we are taking the next week off of Sunday School for Easter. Enjoy it. Rejoice in the day. Celebrate with your families. Know how much you are loved by God, by Jesus, and by your church family.

I hope all of you know how much you are loved and missed! We can't wait to be all together at church again soon.

Take Care,
Gabrielle Heimerling
Director, Youth and Family Services
FPC Haddonfield



All you need is a package of 12 plastic easter Eggs, an empty egg carton, and the Resurrection Eggs printable

You can choose to add small trinkets to the eggs too if you think that will help your little ones understand the story better.

If you don't want to gather the trinkets or want a less expensive version, you can just use the FREE Resurrection Eggs Printable trinkets instead.

TIPS FOR MAKING RESURRECTION EGGS

- Using a permanent marker, number each of the 12 plastic eggs 1. 2. 3., etc. until you've numbered twelve eggs in order.
- Fill each egg with the correct scripture and trinkets (trinkets are optional).
- Choose a time when your children are ready to sit and listen for about 20 minutes.



This is a great way to share the Resurrection Story with even your littlest ones.

2. SILVER COINS (DIMES)

Matthew 26:14-15: Then one of the twelve, called Judas Iscariot, went to the chief priests and said, "What are you willing to give me if I deliver Him to you?" And they counted out to him thirty pieces of silver.

Item: 3 Dimes

1. PALM BRANCH

Matthew 21:9: Then the multitudes who went before and those who followed cried out, saying: "Hosanna to the Son of David! 'Blessed is He who comes in the name of the Lord! 'Hosanna in the highest!'"

Item: Blade of Grass

4. PRAYING HANDS

Matthew 26:39: He went a little farther and fell on His face, and prayed, saying, "O My Father, if it is possible, let this cup pass from Me; nevertheless, not as I will, but as You will."

Item: Scroll (rolled up paper)

3. LAST SUPPER

Matthew 26:26-28: And as they were eating, Jesus took bread, blessed and broke it, and gave it to the disciples and said, "Take, eat; this is My body." Then He took the cup, and gave thanks, and gave it to them, saying, "Drink from it, all of you."

Item: Cracker

6. CROWN OF THORNS

Matthew 27:29: When they had twisted a crown of thorns, they put it on His head, and a reed in His right hand. And they bowed the knee before Him and mocked Him, saying, "Hail, King of the Jews!"

Item: Thorns

5. WHIP

Mark 15:15: So Pilate, wanting to gratify the crowd, released Barabbas to them; and he delivered Jesus, after he had scourged Him, to be crucified.

Item: Piece of Rope

8. DICE

Matthew 27:35: Then they crucified Him, and divided His garments, casting lots, that it might be fulfilled which was spoken by the prophet."

Item: Mini Dice

7. NAILS

Matthew 27:31: And when they had mocked Him, they took the robe off Him, put His own clothes on Him, and led Him away to be crucified .

Item: 2 Small Nails

10. Linen

Matthew 27:59: When Joseph had taken the body, he wrapped it in a clean linen cloth and laid it in his new tomb which he had hewn out of the rock; and he rolled a large stone against the door of the tomb, and departed .

Item: Piece of Fabric

9. SPEAR

John 19:34: But when they came to Jesus and saw that He was already dead, they did not break His legs. But one of the soldiers pierced His side with a spear, and immediately blood and water came out .

Item: Toothpick

12. EMPTY TOMB

Matthew 28:5 But the angel answered and said to the women, "Do not be afraid, for I know that you seek Jesus who was crucified. He is not here; for He is risen, as He said. Come, see the place where the Lord lay .

Item: Empty Egg (no item)

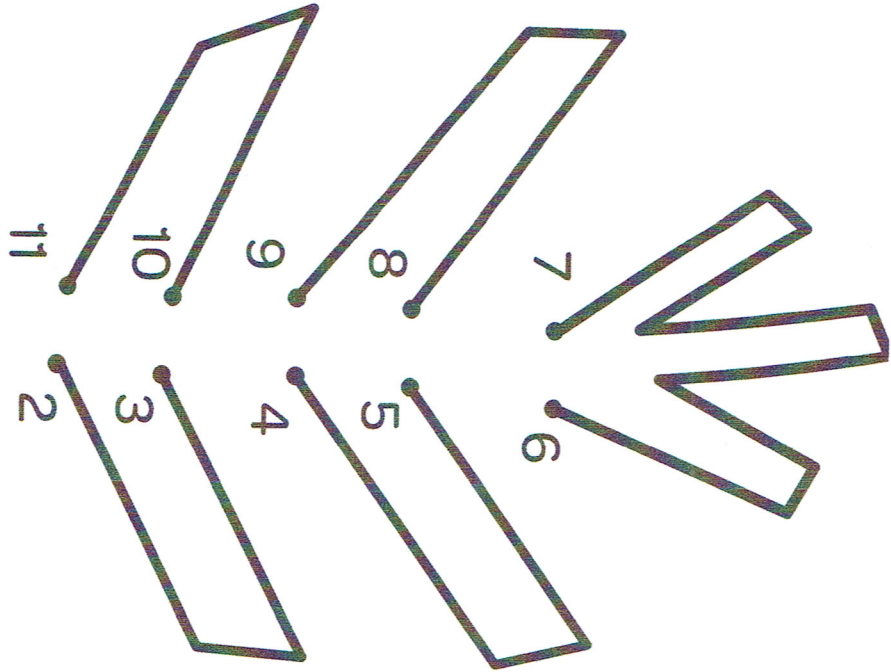
11. STONE

Matthew 27:66: Pilate said to them, "You have a guard; go your way, make it as secure as you know now." So they went and made the tomb secure, sealing the stone and setting the guard .

Item: Small Rock

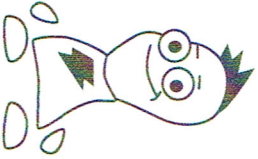
Palm branches were a symbol for victory.

Connect the dots. What is it?



12 • • 1

I think Jesus was victorious in a different way than the people thought.



Whit Year Blue Spring Director Guide, wearsparkhouse.org. © 2018 Sparkhouse. All rights reserved. May be reproduced for local use only provided each copy carries this notice.

Fold here

Fold here

Matthew's Holy Week




Pre-Reader

TODAY'S THEME IS HOSANNA.




Jesus began this important week entering Jerusalem on a donkey.

When Jesus came into Jerusalem, people shouted, "HOSANNA." Trace it below!




HOSANNA



HOSANNA! That means "save us."

HOSANNA! Jesus is in Jerusalem!

People in Jerusalem put coats and palm fronds on the road to welcome Jesus.
Draw coats and palm fronds on the road.



Today our church family prays for ...

Jesus did so many things during Holy Week and so much happened. Churches try to celebrate and remember them all.

Match each day with its description.

LENT

Jesus dies.

PALM SUNDAY

Palm fronds waved in the streets.

MAUNDY THURSDAY


Jesus is risen!

GOOD FRIDAY

The weeks leading up to Holy Week.

EASTER SUNDAY

Jesus has his last supper with his friends.



Does your church hold special services on these days?

Fold here

Whirl! Year Blue Spring Director Guide, wearesparkhouse.org, © 2018 Sparkhouse. All rights reserved. May be reproduced for local use only provided each copy carries this notice.

Fold here


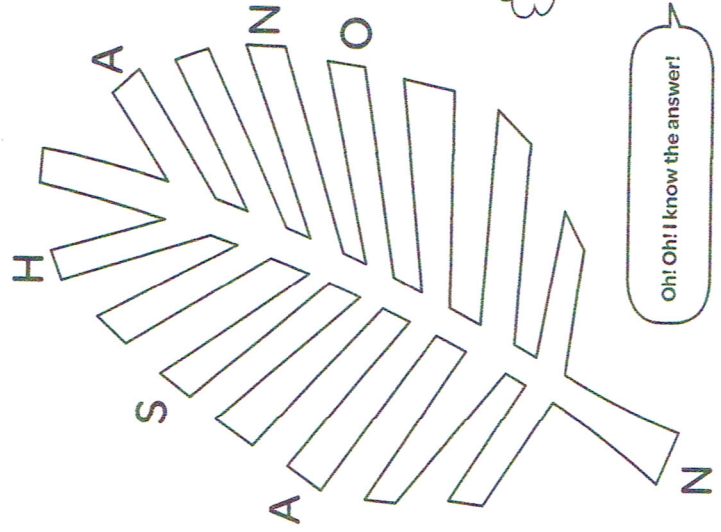
Matthew's Holy Week
 Reader
TODAY'S THEME IS HOSANNA.



Jesus rode into Jerusalem on a donkey at the beginning of this important week.

The crowds celebrated and waved palm branches and shouted what? Arrange the letters to spell out what we say.

□ □ □ □ □ □ □ □ □ □ !


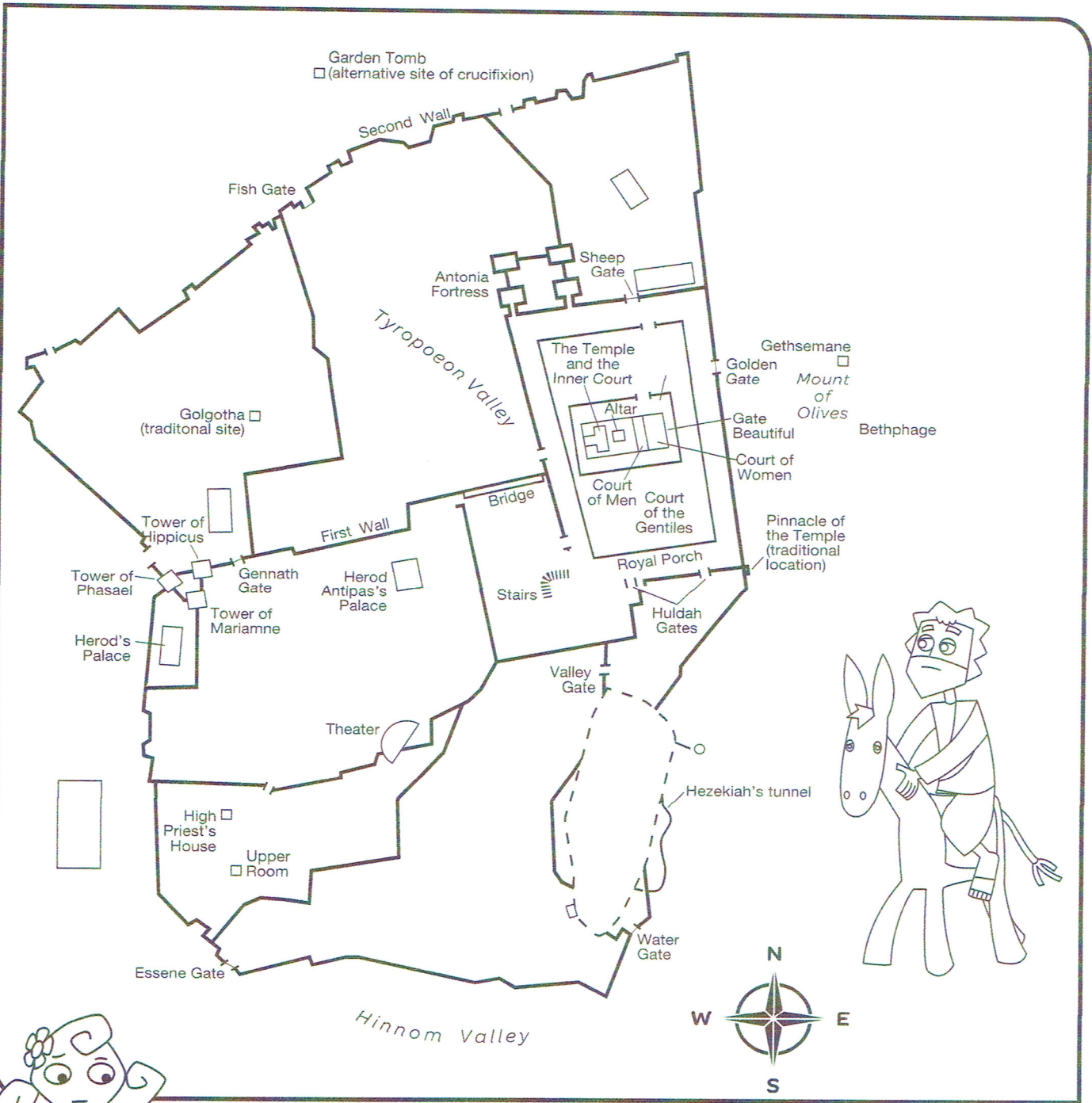


Oh! Oh! I know the answer!

HOSANNA! Jesus is in JERUSALEM.

His journey started in Bethphage. Find Bethphage on the map and put a star on it.

What do you think Jesus' JOURNEY into Jerusalem looked like? Draw the route through the Golden Gate and into The Temple.




Why would people put their cloaks on the ground for Jesus?

Today our church family prays for ...

Go. TELL! Jesus is RISEN.

There are many ways to TELL others about Jesus. Circle all of the ways.



TELL two people next to you that Jesus is RISEN!

Whit Year Blue Spring Director Guide: wearesparkhouse.org. © 2018 Sparkhouse. All rights reserved. May be reproduced for local use only provided each copy carries this notice.

Fold here

Fold here

Jesus is Risen


TODAY'S THEME IS TELL.



Pre-Reader


CHRIST is RISEN!

Jesus is alive. When we say, "ALLELUIA," we are saying "God be praised"! Color the ALLELUIA.





It's exciting to celebrate that Jesus is risen.

I'll say! It makes me want to praise God. ALLELUIA!



The ground shook. The tomb was EMPTY. Jesus was ALIVE.

The women were very surprised. Find the 5 differences in the pictures.



That would have been so scary
to find an empty tomb!

Today our church family prays for . . .

How can you tell others about Jesus being risen?

Write all of the ways you can think of!

Jesus is Risen

Reader

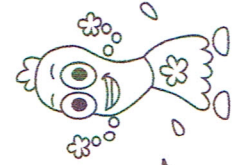
TODAY'S THEME IS TELL.



JESUS is RISEN!


Jesus is alive. When we say, "ALLELUIA," we are saying, "God be praised"! What does ALLELUIA mean for you? Write a word for each letter in ALLELUIA.

A risen
L L L E L U I A
L L L E L U I A
L L L E L U I A



It's exciting to celebrate that Jesus is risen.


I'll say! It makes me want to praise God.



Fold here

Fold here

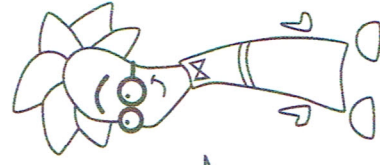


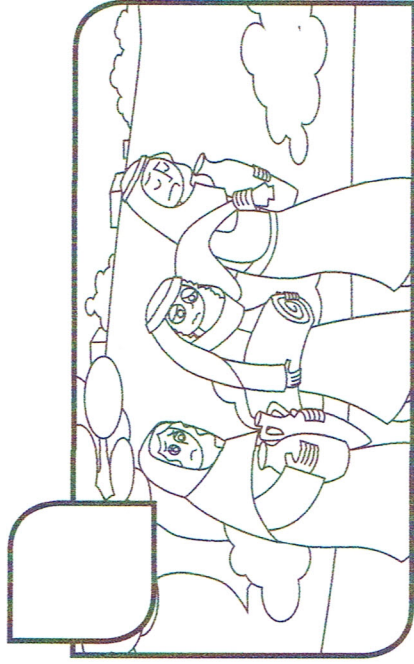

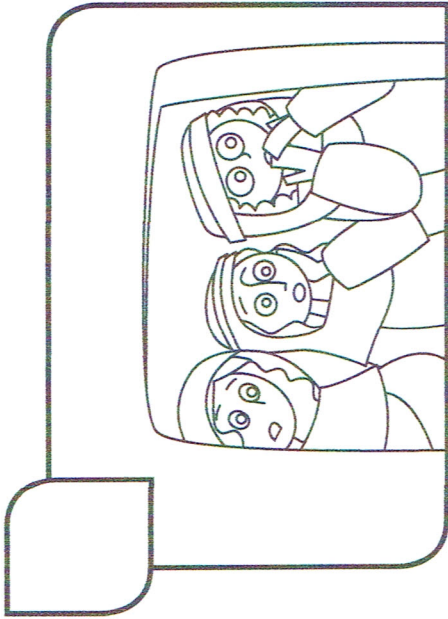
Whirl Year Blue Spring Director Guide, wearesparkhouse.org, © 2018 Sparkhouse. All rights reserved. May be reproduced for local use only provided each copy carries this notice.



Tell five people in church today that Jesus is RISEN!

Telling the good news.

First, Mary Magdalene and her friends found the tomb empty. Then Jesus appeared and told them to tell the other disciples. Number the pictures so that they tell the story in order.



How do you think it felt to find the tomb empty?

Today our church family prays for ...